

LED SPOT 100 (HP) IC LED SPOT 200 HP IC & LED POWERDRIVE IC



FEATURES

- Irradiation with more than 5.000 mW/cm²
- Wavelengths: 365, 385, 395, 405 und 460 nm
- Irradiation area:
100 x 100 mm resp.
200 x 50 mm

BENEFITS

- Low temperature load
- Stackable without gap for larger areas
- IC (Integrated Controller) or Plug & Play with LED powerdrive IC

LED SPOT 100 (HP) IC & LED SPOT 200 HP IC

The solution for all applications which need a highly intensive UV irradiation on larger areas.

YOUR BENEFIT

- Homogeneous irradiation of the substrate due to a uniform light distribution for perfect curing results
- Process reliability thanks to the recognition of LED-malfunction and comprehensive monitoring functions
- A maximum of productivity as well as safe and reproducible quality in automated production lines
- Flexibility of use: Irradiation of different geometries by a modular stringing together of several LED Spots for homogenous irradiation
- Suitable for any substrate due to different wavelengths

APPLICATION FIELDS

- Bonding, fixing or encapsulating of components in the sectors Electronics, Opticals or Medical Engineering
- Fluorescence simulation for material testings, particle detection and optimizing AOI applications
- High-intensive UV irradiation in the biochemical sector

ADVANTAGES OF LED TECHNOLOGY

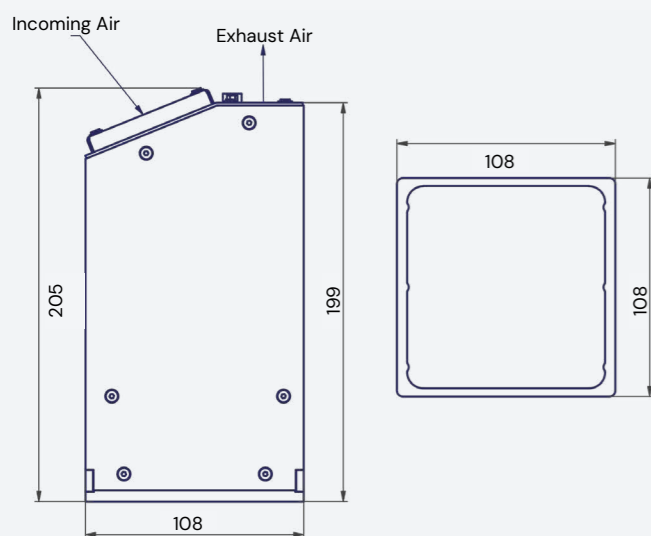
- Low-maintenance due to typically more than 20.000 hours LED-lifetime
- No warm-up phase, ready for immediate operation
- No IR irradiation, lowest temperature load for temperature-sensitive materials

FACTS & FIGURES

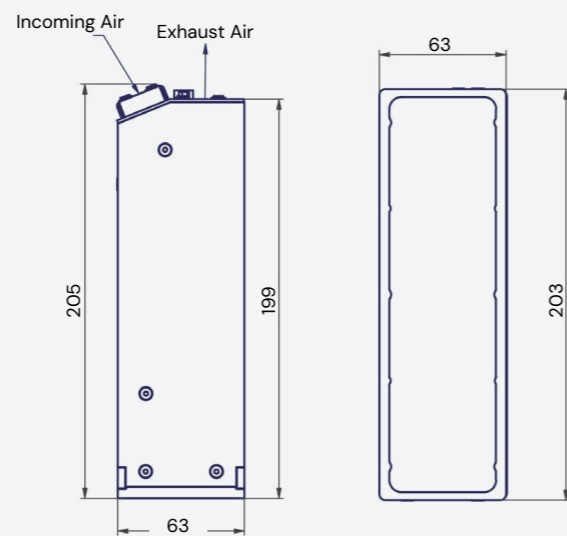
Type	LED Spot 100 IC / LED Spot 100 HP IC					LED Spot 200 HP IC				
Available wavelengths [nm], +/- 10 nm	365	385	395	405	460	365	385	395	405	460**
Typical intensities [mW/cm²]*	1.100	1.500	1.700	2.000	2.500**					
Typical intensities HP version [mW/cm²]*	2.200	3.000	3.500	4.000	5.000**	2.200	3.000	3.500	4.000	5.000**
Dimensions [mm] (B x T x H)	108 x 108 x 205					203 x 63 x 205				
Light-emitting aperture in mm:	100 x 100					200 x 50				
Interfaces	Digital PLC interface, BUS control via RS485									
Safety	Integrated Control (IC): monitoring functions including short-circuit, interruption, excess temperature and reading out of operation hours									
Cooling	air cooling (apt for continuous operation)									

* measured with LED-F3 / (LED-VIS-F1) ** surface sensor for UV-Meter

LED SPOT 100 (HP) IC



LED SPOT 200 HP IC



CONTROL AND SUPPLY

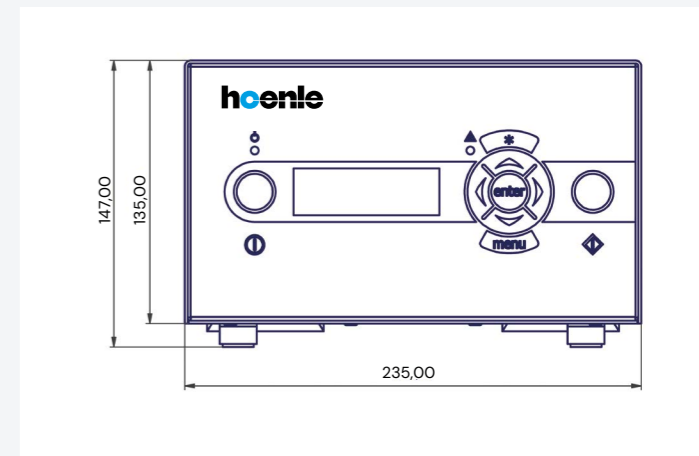
Mains supply and control of all LED Spots IC are provided by the optionally available LED powerdrive IC or directly by customers' power supply and PLC.

CONTROL AND SUPPLY VIA LED POWERDRIVE IC

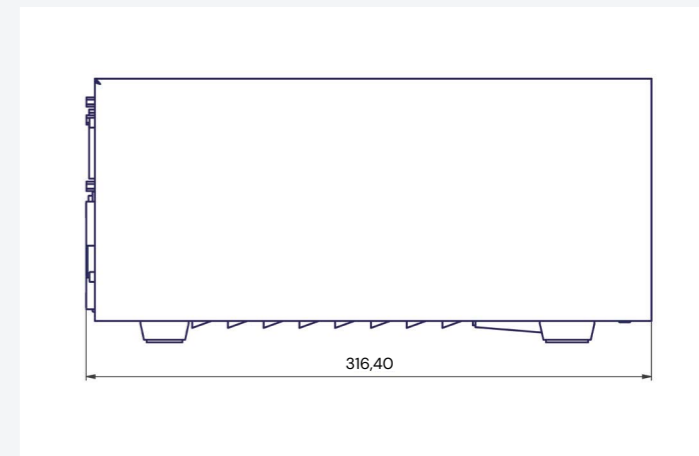
- Plug&Play solution
- Automatic recognition of the connected LED Spot
- For direct reading on the display at one glance: operation status, LED temperature, irradiation time
- Electrical LED power adjustable in 1%-steps from 10% to 100%
- Comprehensive functions for monitoring, safety and stability of the process
- Available in various versions, optionally with safety-related release according to performance level d
- Further information and adjustments in the service menu

USERFRIENDLY

- Intuitive operation on clearly arranged display
- Operation panel for a fast and guided adjustment of the main parameters: power and time
- Saving of the adjusted parameters due to key-lock-function



Front view




Side view


FACTS & FIGURES

Control & Supply of the LED Spot IC	LED powerdrive IC	Customer-specific
	LED powerdrive 400 IC: for 1 LED Spot LED powerdrive 1200 IC: for up to 3 LED Spots	Supply via external power supply plus control of interface by the customer
Intensity regulation adjustable in [%]	10% - 100% (1%-steps) analog dimming via 0-10-V signal	
Adjustment of irradiation times	sequential from 0,01 to 9999 s suitable for continuous operation	
Interfaces	Digital PLC interface RS-232	Control via SPS interface / RS-485
Cycle resp. reaction times [sec]	0,1 s	100 µs
Monitoring	Monitoring of LED segment relating temperature, short-circuit, malfunction, operation hours	Integrated control (IC) inside LED Spot
Safety	Safety-related release according to performance level d in HS version	
Further options	Controllable via foot switch Adapter for operation with up to 3 foot switches	

UNIQUE SYSTEM COMPETENCE FOR INDUSTRIAL BONDING PROCESSES



Dr. Hoenle AG offers a various range of LED-UV and conventional UV systems which lead to a complete curing of adhesives or sealants within only fractions of a second.



Perfectly matched: high-tech adhesives which are used for industrial bonding processes worldwide for example in key industries such as Electronics, Microelectronics, Optics, Medical Devices, Automotive and E-Mobility.

MORE HOENLE LED UNITS (EXAMPLES)

Water cooled type 

Air cooled type 



LED Spot 40 IC
The LED Spot 40 IC was developed for all applications requiring a compact flood unit with high intensities.



bluepoint LED eco
bluepoint LED eco has been developed for all applications requiring a most intensive punctiform UV irradiation.



LED Powerline AC/IC
air cooled high-performance UV-LED array



LED Powerline LC
Maximal length depends on application (lengths variable in 40 mm-steps).
The LED Powerline LC is available in the wavelengths 365/385/395/405 nm.

Hoenle AG
Nicolaus-Otto-Str. 2
82205 Gilching
Germany

Phone: +49 8105 2083-0
curing@hoenle.com
adhesivesystems@hoenle.com

www.hoenle.com



Operating parameters depend on production characteristics and may differ from the foregoing information. We reserve the right to modify technical data.
© Copyright Hoenle AG. Updated 09/25